

## Youth and Youth Education Activities in Konya Metropolitan Municipality

Mücahit Sami KÜÇÜKTIĞLI<sup>1</sup>

International Journal of  
Modern Education Studies

June, 2019

Volume 3, No 1

Pages: 18-40

<http://www.ijonmes.net>  
[dergipark.gov.tr/ijonmes](http://dergipark.gov.tr/ijonmes)

### Article Info:

Received : 01.05.2019

Revision1 : 10.06.2019

Accepted : 27.06.2019

Published : 30.06.2019

### Abstract:

Public relations activities are carried out by local governments with different headings and message channels. While cultural studies are a channel between the municipality and the public, another channel is education, especially youth education. Especially for years between 2011 and 2018 youth education, culture and public relations activities carried out by the municipality of Konya, are among the best in Turkey. The youth education activities carried out within the framework of public relations activities by the Municipality of Konya, which is a local government institution, and a youth survey conducted with five thousand university students in this context are being mentioned in this article. With a young population of over 13 million, Turkey has a dynamic structure when it is compared to many developed countries. The reason for Turkey's sustainable growth momentum in recent years is not only dependent on the stability of economic, political and diplomatic relations; but also closely related to place a particular importance to the youth and their roles as well. It is very important for young people to have a living space that is appropriate for the requirements of the time and place they live in, both in terms of meeting their personal development at the highest level and in accessing the equipment that can compete with their peers in the external world (Kizilkaya, et al, 2013: p.230). Local governments have played the most important role in the constitution and implementation of youth policies. Because of being the closest institutions to the public, when it is compared to other local administrations, municipalities come foremost. Within the scope of cultural municipality, various projects have started to be organized for the youth. The construction of cultural centers and youth centers, the establishment of youth assemblies and the provision of youth services have grown and gained momentum. After 2004, fundamental changes have started in local governments and as a result many services have been provided in various fields. Among these activities, youth services have a very important position. In this study, the activities of Konya Metropolitan Municipality under the title of "youth" and within the scope of these activities, a quantitative (meaning analysis) research with the youth in Konya Province will be interpreted.

### Keywords:

Public relations, quantitative research, education, youth, local government

### Citation:

Küçüküğü, M. S. (2019). Youth and youth education activities in Konya Metropolitan Municipality. *International Journal of Modern Education Studies*, 3(1), 18-40.

<sup>1</sup> Dr., [samisamm@gmail.com](mailto:samisamm@gmail.com), Orcid: 0000-0001-5021-7361

## INTRODUCTION

Although youth education is under the responsibility of the Ministry of National Education, local governments and municipalities have recently started to focus on youth education and activities within the scope of public relations activities. Public relations activities for local governments are also important in terms of reaching out to the younger generation. To the first point noted above, the acceptance of market interventions at the local government level causes cities to rely on PR and marketing strategies to create positive images in the minds of a diverse customer base that includes residents, business owners, employees and youths (Lee, 1998).

Public engagement practices have become embedded in areas as diverse as higher education (Mahony and Stephansen 2016) and environmental policy (Metzger et al. 2017). All youth services in Konya Province, as in all of Turkey, has gained considerable speed after the year 2004. In the previous period, there was not any service related to youth, on behalf of social municipality. However, it was carried out a limited number of conferences, panels, festivals, theaters and chess tournaments. Youth services, which started in 2004 with the strengthening of the physical possibilities of the areas where the youth are located, have increased rapidly and become traditional with the participation of young people. Subsequently, a youth council was established in 2010 and the youth center was opened. In the following years, the quality of the services was enriched, many opportunities were provided for young people, enabling them to have a voice in these activities towards them and including them in the management.

We can explain the youth services of Konya Metropolitan Municipality under four main titles. These are:

1. *Values Education Centers for Youths*
  - Youth Centre
  - Wisdom Houses
  - 100 Libraries for 100 Schools
  - School of Civilization
  - Publishings
2. *Vocational Training Centers for Youth*
  - Komek (Course Centers)
  - Komek for Youth
  - Kadem School for Youths
3. *Science Education Centers for Youth*
  - Science Centre
4. *Sports Training Centers for Youth*
  - Konya Metropolitan Stadium
  - Sports and Convention Center
  - Sports Centres

**1. Values Education Centers for Youths:** Youth Center, Wisdom Houses and School of Civilization have been established with the aim of providing young people with the brackets of national and spiritual values of history and future consciousness and making these gains feasible and sustainable in the society.

**A. Kilicarslan Youth Centre:** Kilicarslan Youth Center was established in 2010; there are 1 study hall, 1 meeting room, 1 music workshop, 1 fine art workshop, 1 internet house, 5 multi-purpose halls, 1 sports hall, 1 archery hall, 3 cinema halls, 1 laundry and cafeteria. In 2016, halls were allocated to university student communities and NGO's (nongovernmental organizations) in this Youth Centre for 2655 times. There are 1.500 members in 2010 but this number has increased 20.000 in the year 2016. About 30 thousand young people benefit from the Kilicarslan Youth Center.

24.150 university students have benefited from various courses such as; painting, violin, marbling art, baglama, guitar, reed flute, archery, Quran, theatre, AutoCad, elocution, Ottoman Language, English, photography, mobile applications, social media applications, Turkish Classical Music Choir.

In summer schools; violin, guitar, baglama, reed flute, painting, marbling art, elocution, English, Quran, archery, values education was given in 12 branches to 1357 middle and high school students in 2016. Up till now, 35 different branches are totally put into service.

✓ **Youth Card:** With the Youth Card, all students in Konya Province can benefit from discounts. With Youth Card, students' social behavior can be monitored and their participation in programs can be analyzed. 17.650 student members have used Youth Card by the end of 2016.

✓ **Laundry:** Laundry service has started in the Youth Center in 2013. Only Youth Card holders can wash and dry their own laundry in a single machine free of charge. Approximately 380 young people benefit from the laundry service.

✓ **Soup Catering:** At the Youth Center and University Pedestrian Overpass, about 2200 cup of soup and pastry is served daily. A total of 1 million young people have benefited from soup and pastry. Youth Center has been visited by 2 million young people between the years 2010 and 2016.

**Youth Assembly;** was established in 2010 and consists of totally university students. It continues its activities with more than 500 volunteer members. It is also the regional coordinator for national projects. The Youth Assembly currently consists of 1 chairman, 1 deputy chairman, 5 members of the council, 9 commissions and 6 departments. A total of 60.000 young people benefited from the work of the Youth Assembly. In December 2016, the Youth Assembly decided that 666 young people would go to Vienna with an EU donation. Weekly programs are served to young people such as; Idea and Thought Workshops, Psychological Concepts Workshop, "Dem Bu Dem Talks", Youth Talks in Camli Palace.

**B. Wisdom Houses:** Values education is given in Wisdom Houses which is consist of a complex structure including a computer lab, a sports hall, an art workshop, a library

and a masjid; the aim is to make an awareness or increase the knowledge and skills of students' values and keep them away from harmful environment. Every year 3.500 students between the ages of 8-15 are studying values in three main wisdom houses; Aliya İzzetbegovic Wisdom House, Ali Ulvi Wisdom House, and Izzeddin Keykavus Wisdom House.

**Mobile Wisdrom Houses;** these are for the young people who live in districts and villages. Mobile Wisdom Houses enable young people can benefit from the services of Wisdom Houses. These mobile Wisdom Houses serve approximately four thousand students each month.

**C. 100 Libraries for 100 Schools:** Within the scope of 100 Libraries for 100 Schools project, 104 libraries were established. There are 45 libraries in the districts and 59 libraries in the center. 29 of these were established in high schools.

**The School of Civilization:** Values and discourse have infiltrated rituals of birth, kinship, marriage, leisure and play, death, religious beliefs and practices, as well as more prosaic practices such as those relating to health, education, values of exchange and other knowledge systems (science and technology) (L'Etang, 2008: 216). The School of Civilization is an important area of responsibility that will enable us to experience the values that are necessary to live humanely and fairly. Rather than just a certain age group and a certain mass, this place is for all people who live in this city and reminds many values that can be forgotten in a caos of daily life. The School of Civilization Project started in 2014 and through various activities, all segment of society enable to get values education. Between 2014 and 2016; 40.900 theater plays were performed for 120 thousand students. In two years, 1.200.000 copies of 16 issues "Konya Children Journal" were distributed to the students who are a member of the School of Civilization. 10 different theater plays were exhibited for 50 thousand students from high school and university students. 300 thousand story books were distributed to the students in two years. 100.000 copy of "Alone with Young People", and 140.000 copy of "Prophet Muhammad" books were distributed to young people who participated in events such as conferences, seminars, interviews and symposiums. Ten thousand books have been printed and distributed such as; History of Science in Islam, Safahat, Bir Hilal Uğruna, Mathawi Rose Garden which are among the important books for young people. Debates and quiz shows were also organized in all districts within the scope of School of Civilization.

**D. Publishings:** Konya is an important place in our culture and civilization history. Konya Metropolitan Municipality has concentrated on publications on the city history, Konya and Mevlana. While the Metropolitan Municipality had 59 publications before the year 2004, 320 publications were published after 2004, bringing the total number of publications to 400.

**Mathawi;** In order to spread Mevlana's doctrine based on tolerance, Mathawi was translated in 26 different languages. Furthermore; the translation studies in 14 languages are in progress. With the languages under study, Mathawi will be translated into 39 foreign languages. The most recently translated languages are Kurdish and Swahili.

**The Library of Konya;** As a result of great efforts, in order to transfer the historical and cultural memories of Konya to the future, a 9-volume Konya Encyclopedia was prepared and published. The Ottoman Attorney Registers of Konya (registers 53, 49, 45, 39, 38, 41, 37, 47, 50, 10, 140, 11, 14, 52, 150, 151, 1916, 1921), Konya Province Salname (from 1868 -1885) -It is a document prepared by the public and private institutions in the Ottoman Empire to show the events that took place for a year - 18 volumes were transcribed from Ottoman Language. Six of Konya's Forties series, which will consist of forty books, has been published. The booklet of 22 Konya neighborhoods has been published within the scope of Konya Neighborhoods Library and the project is still in progress. Within the scope of the Council (*Divan*) Series, the Divan of Asik Omer, the Council of Ulu Arif Celebi and the Council of Sultan Veled were published. Besides; many of the books, albums, audio and video publications about Konya have been published.

**2. Youth Vocational Training Centers:** It aims to provide vocational training for young people in various fields and to ensure that they have experience when they start to work.

**A. KOMEK:** In Konya Vocational Training Courses, whose short name is KOMEK, 100 thousand trainees benefit from free of charge in 53 branches, including 270 branches and 168 active branches. Since 2004, approximately 450 thousand people had certificate from KOMEK.

**B. KOMEK for Youth:** For students between the ages of 8-16; Art, Religion and Values, Sports are given in the framework of courses in Konya Vocational Training Courses. With Komek for Youth application, which started in 2015, 40.000 students benefited in two years.

**KADEM The School of Young People:** It is manifest in our values, beliefs and attitudes, evident in the language we use and embodied in our behaviours, often unconsciously (Bourdieu, 1990). To teach our values for group activities were conducted for 1500 young people on 10 different topics.

### 3. Youth Science Education Centers:

**A. Konya Science Center:** Konya Science Center was established in 2008. TUBITAK called for the establishment of a science center within the framework of the Science and Society Project Support Program and Konya Metropolitan Municipality applied to this project. As a result of the competition among many metropolitan cities, the project of Konya Metropolitan Municipality was found worthy of evaluation and then the "First Science Center with TUBITAK Supported" has come. Konya Science Center is built on an area of approximately 100 thousand m<sup>2</sup>; with its 26 thousand m<sup>2</sup> closed area, 6100 m<sup>2</sup> exhibition area and 1000 m<sup>2</sup> training units, it is the first science centre on an international scale in Turkey. Konya Science Center; is a huge complex with paramount and different architecture. The planetarium, which is connected to each other by bridges, consists of three separate buildings: the main building, the watching and observation tower. In the main building, there are exhibition areas, training workshops, congress halls, libraries, gift shops and cafeteria. The exhibitions consist of the following themes: Our World, Our Body,

Basic Steps, Sultans of Science. Also, our Universe, Me and My World, Past and Present of Konya and New Horizons are the exhibitions that are coming soon. Turkey's biggest science festivals are organized by the Konya Metropolitan Municipality. Since the opening of Konya Science Center, 545 thousand of people have visited Konya Science Centre. 300 thousand of people benefited from the science festivals organized by Konya Science Center every year.

#### 4. Youth Sports Training Centers:

**A. Konya Metropolitan Stadium:** The stadium was built by Konya Metropolitan Municipality and has a capacity of 42 thousand of people. The huge complex is designed to encourage urban youth for sporting activities. Konya Stadium is one of the top five stadiums in the world and meets the needs of Konyasport youth setup and sports schools. Moreover, many national matches are held in Konya Metropolitan Stadium.

**B. Sports and Convention Center:** It was built in 2013 by Konya Metropolitan Municipality. The Sports and Convention Center, which has a capacity of 10.000 people, has multi-purpose areas and sports halls. The facility is used for youth-oriented activities such as youth meetings and congresses.

**C. Sports Halls for Ten Schools:** Konya Metropolitan Municipality has built a multipurpose sports hall for 10 schools. The sports halls have 1,730 m<sup>2</sup> indoor area.

#### *Purpose of the Study*

After 2004, fundamental changes have started in local governments and as a result many services have been provided in various fields. Among these activities, youth services have a very important position. In this study, the activities of Konya Metropolitan Municipality under the title of "youth" and with in the scope of these activities, a quantitative (meaning analysis) research with the youth in Konya Province will be interpreted.

## METHOD

A quantitative research was conducted with one-to-one interview questionnaire technique and the study based on the subject of Konya Youth, their education and which communication tools they used was analyzed with SPSS program. The research ( $\alpha = 5000$ ) was conducted in 2014 in Konya city center with all young subjects. A survey of youth in Konya was conducted in 2014. Based on the questionnaires and in the light of the findings, we tried to understand what the youth wanted and thought.

#### *Population and Sample*

The research has been prepared by Konya Metropolitan Municipality in order to get to know the university youth, to understand the basic problems of the students and to produce solutions for their problems. The research was conducted in the year 2014. 5.000

university people were interviewed. Through the survey, it was also possible to determine the expectations of young people from municipal services.

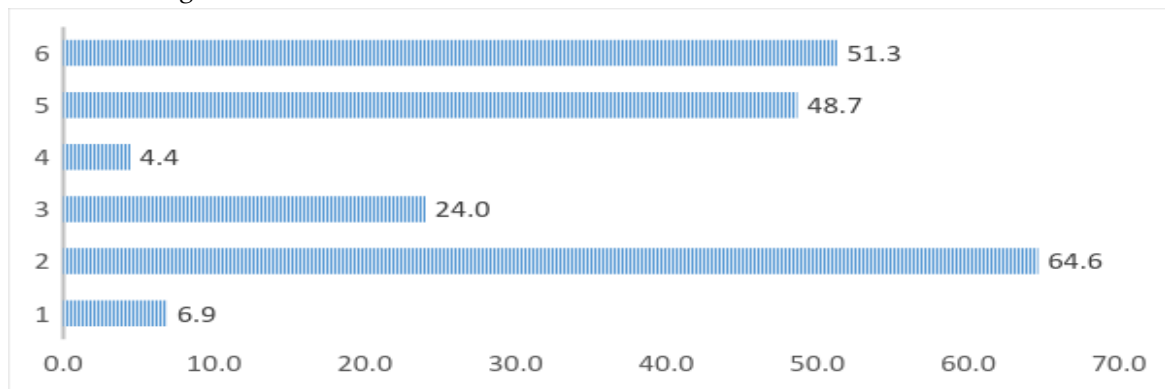
### *Data Collection Tool*

The demographic data contain these details: age, gender, monthly income, monthly expenditure, mobile phone ownership, computer ownership, internet ownership, accommodation type and location.

In Graph 1, gender and age data of the samples were measured. As a result, 51.3% (Column chart in number six of Graph 1) of the participants were male and 48.7% (Column chart in number five of Graph 1) were female. When the age of the samples were examined, 88.6% (Column charts in number two and three of Graph 1) of the samples consisted of young people between the ages of 20-25, 6.9% (Column chart in number one of Graph 1) of them were between 17-19 years of age, 4.4% (Column chart in number four of Graph 1) of them were 26 years of age and over.

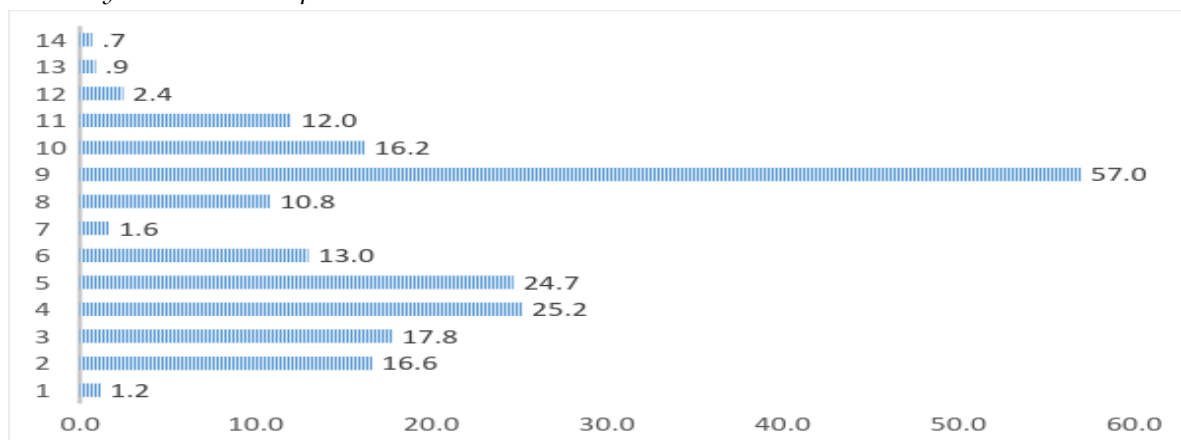
Graph. 1

#### *Gender and Age Data*



Graph. 2

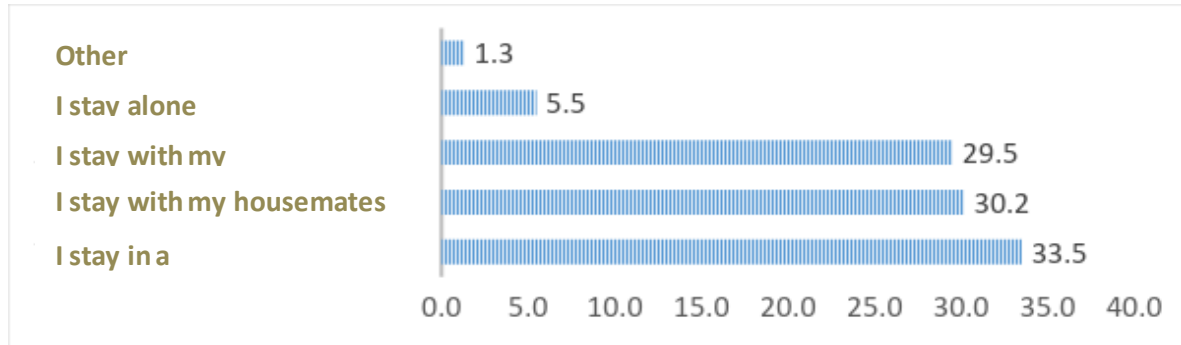
#### *Monthly Income and Expenditure Status*



In Graphic 2, the ratio of young people whose monthly household income is between 1500-3000 TL is 49.9% (Column charts in number four and five of Graph 2). The rate of those between 500 and 1500 is 34.4% (Column charts in number two and three of Graph 2). 57% (Column chart in number nine of Graph 2) of young people spend between 250-500 TL. The rate of those whose monthly expenditures are above 500 TL is 32.2% (Total of column charts in number ten, eleven, twelve, thirteen, fourteen of Graph 2). The rate of those who spend less than 250 TL per month is 10.8% (Column chart in number eight of Graph 2).

Graph. 3

*Type and Place of Residence*

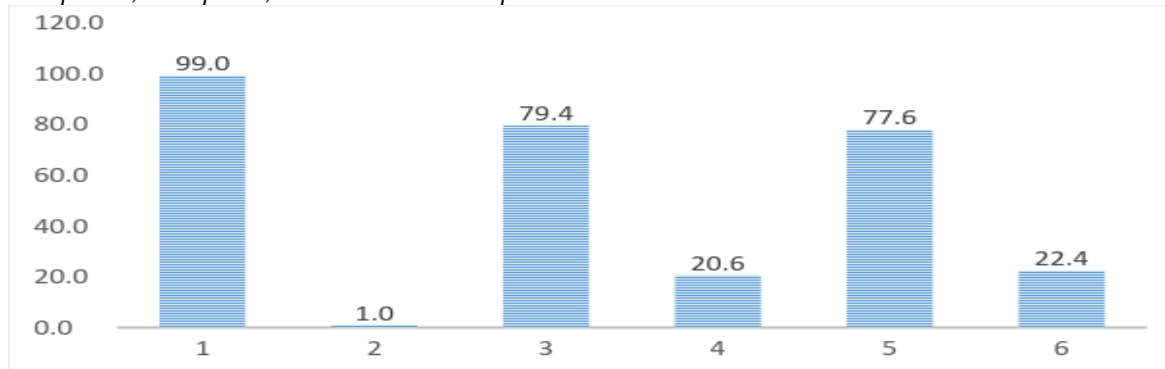


In Graphic 3, 33.5% of the youth, who are the subject of the sampling, stated that they stayed in dormitories, 30.2% stayed with their housemates and 29.5% stayed with their families. According to this, almost 70% of the youth live in other places.

## RESULTS

Graph. 4

*Cellphone, Computer, Internet Ownership*



Graph. 4 shows that 99% (Column chart in number one of Graph 4) of the youth in Konya city center have their own mobile phones. The rate of young people with personal computers is 79.4% (Column chart in number three of Graph 4). The rate of young people



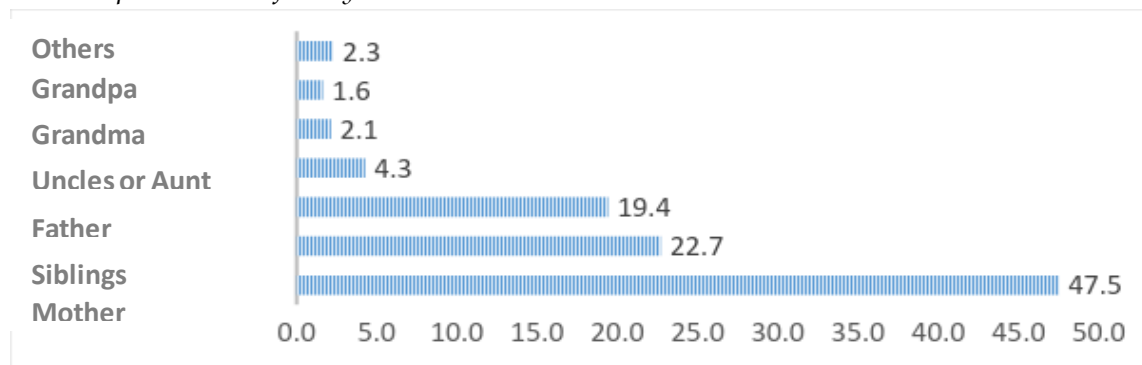
who have internet at home or in dormitory is 77.6% (Column chart in number five of Graph 4).

### Attitudes and Behaviors

To the sample group were asked these questions: the best person in the family who is gotten along with in order to get ideas about the attitudes and behaviors of the young people, the requests of the parents of the young people, the most important problem faced by the youth, the petition to the municipality about the municipal services, the adequacy of education opportunities in Konya Province, the adequacy of employment opportunities in Konya Province, the sufficiency of social activity opportunities in Konya Province, the sports activities in Konya Province, professional and personal development organizations competence and Konya cultural trip organizations, issues such as attitudes and behaviors

Graph. 5

*The best person in the family*



Graph. 5 shows the attitudes and behaviors of young people towards family relations. According to this, the best person in the family who is gotten along with is the mother with 47.5%, the sibling with 22.7% and the father with 19.4%.

Table 1

*Young people's requests from their parents*

		PERCENTAGE
Being sensitive	<b>I want</b>	<b>36,2</b>
	<b>I never want</b>	<b>2,0</b>
	<b>THEY ARE SENSITIVE</b>	<b>61,8</b>
Give oppotunity	<b>I want</b>	<b>36,6</b>
	<b>I never want</b>	<b>4,5</b>
	<b>THEY GIVE OPPORTUNITY</b>	<b>58,9</b>
Respect	<b>I want</b>	<b>26,5</b>
	<b>I never want</b>	<b>2,7</b>
	<b>THEY RESPECT</b>	<b>70,8</b>

Make time for someting	<b>I want</b>	<b>28,4</b>
	<b>I never want</b>	<b>8,6</b>
	<b>THEY MAKE TIME</b>	<b>63,1</b>
Make sense	<b>I want</b>	<b>38,2</b>
	<b>I never want</b>	<b>4,0</b>
	<b>THEY MAKE SENSE</b>	<b>57,8</b>
Be friendly	<b>I want</b>	<b>35,2</b>
	<b>I never want</b>	<b>10,2</b>
	<b>THEY ARE FRIENDLY</b>	<b>54,6</b>
TOTAL		<b>100,0</b>

In Table 1, the rate of those who wanted to be sensitive from their parents is 36.2%, and the rate of those who stated they are sensitive is 61.8%. 36.6% of those who want to be given opportunity, while 4.5% of those who never want to be given opportunity. Young people who says "they give opportunity" is % 58.9. The rate of those who want their families to respect the youth is 26.5% and those who never want is 2.7%. The rate of those who think that young people are respected from their families is 70.8%. The rate of the young people who stated that their families make time to do to something with them is 63.1%. The rate of those who want to time is % 28.4, who never want is % 8.6. The rate of those who want to be made sense is %38.2, those who never want is %4. 57.8% of the youth stated that their families already understood themselves. Young people who were the subject of the sampling were asked the question "Would you like them to be friendly?" The rate of those who say "I want to" to this question is 35.2%, but the rate of those who say "I don't want" is 10.2%. The rate of those who say "they are acting friendly" is 54.6%.

Graph. 6

*The Most Important Problem Faced by Young People*

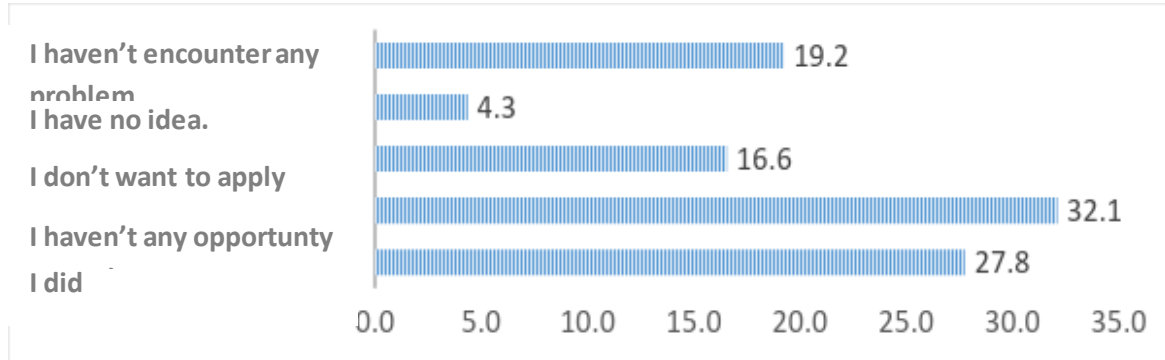


Graph 6 evaluates the most important problems faced by young people. As a result, the unemployment problem is among the most important problems faced by young people

with 33.4%. Unemployment is followed by problems such as lack of money with 22.0%, lack of education with 21.5% and not being taken seriously with 11.5%.

Graph. 7

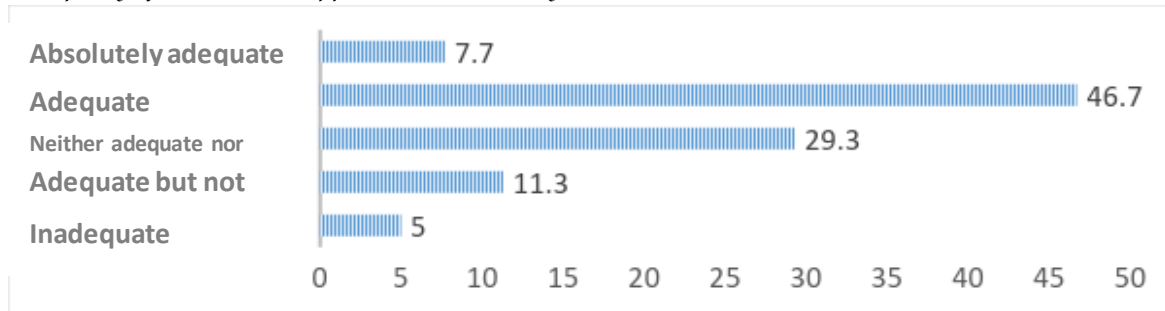
*To Submit a Petition to the Municipality and Apply for Municipal Services*



Graph. 7 shows the attitudes and behaviors of young people in writing a petition to the municipality about municipal services. 27.8% of the youth answered “Yes” and 32.1% answered “No, opportunity”.

Graph. 8

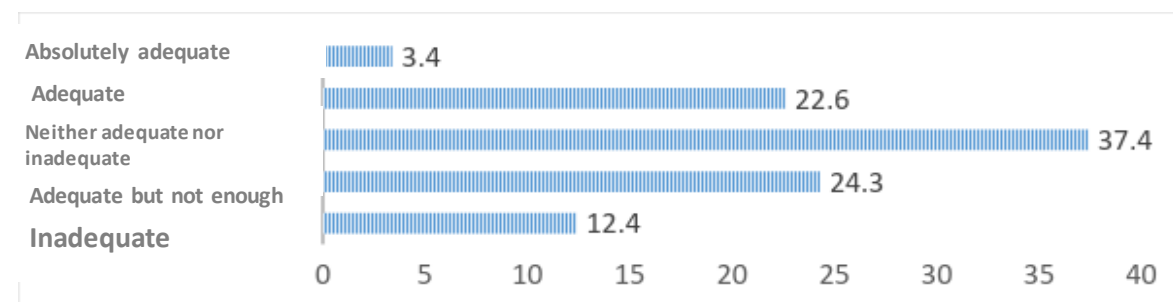
*Adequacy of Education Opportunities in Konya Province*



In Graph. 8, the opinions of the youth about the adequacy of education opportunities in Konya Province are taken. As a result, 46.7% of the youth stated that they have sufficient educational opportunities, 7.7% of them say absolutely adequate, 29.3% are says neither adequate nor inadequate. While the rate of those who say not enough is 11.3%, the rate of those who say not enough is 5%.

Graph. 9

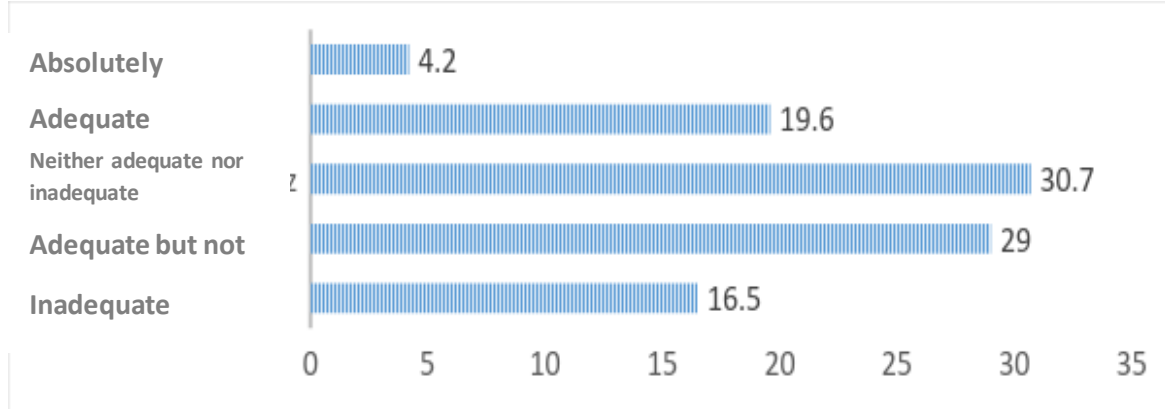
*Job Opportunities in Konya Province*



In Graph. 9, the attitudes and behaviors of the young people, who are the subject of sampling, about job opportunities were measured. As a result of this, 22.6% of the youth stated that they have adequate opportunities and 37.4% of them think neither adequate nor inadequate. While 24.3% never consider it is adequate, 12.4% said it is not enough.

Graph. 10

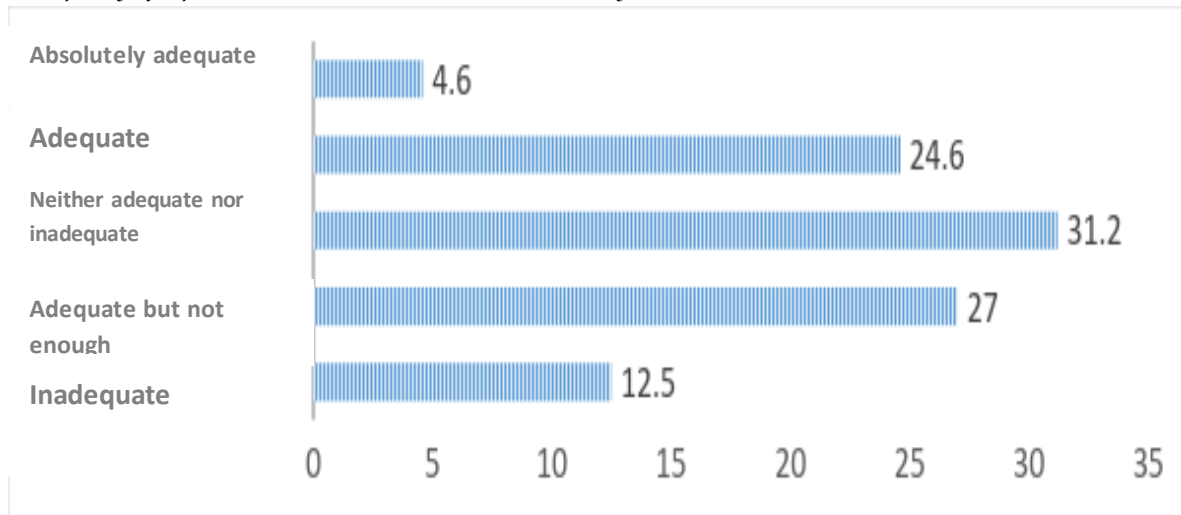
*Adequacy of Social Activity Opportunities in Konya Province*



The attitudes and behaviors of young people regarding the possibilities of social activity in Konya are measured in Graph.10. As a result, 19% of the youth stated that their social activity opportunities are adequate, 4.2% of them think absolutely adequate, 30.7% of them say neither adequate nor inadequate, 29% of them think inadequate, and 16.5% consider they are not adequate at all.

Graph. 11

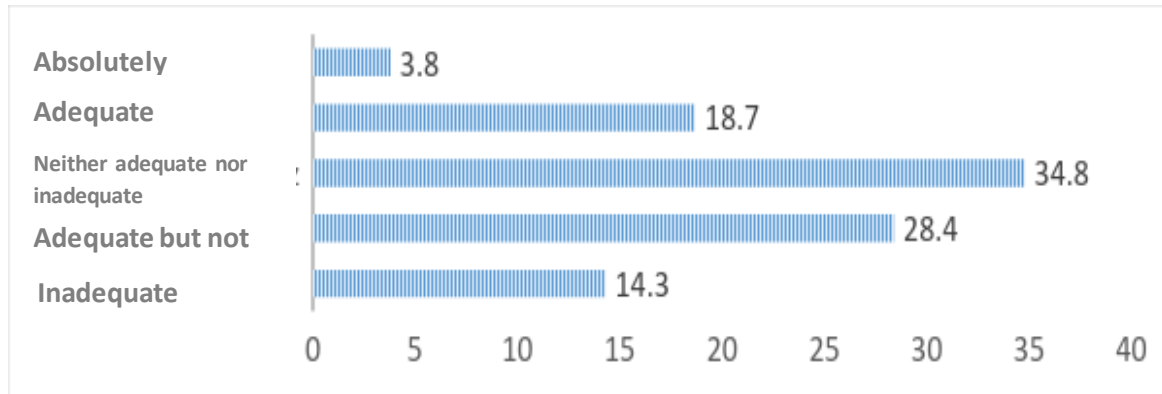
*Adequacy of Sports Activities and Facilities in Konya Province*



In Graphic.11, 29.2% of young people think that sports activities and opportunities in Konya are adequate. 31.2% stated that they are neither adequate nor inadequate, 27% think they are not adequate, 12.5% consider they are not adequate at all.

Graph. 12

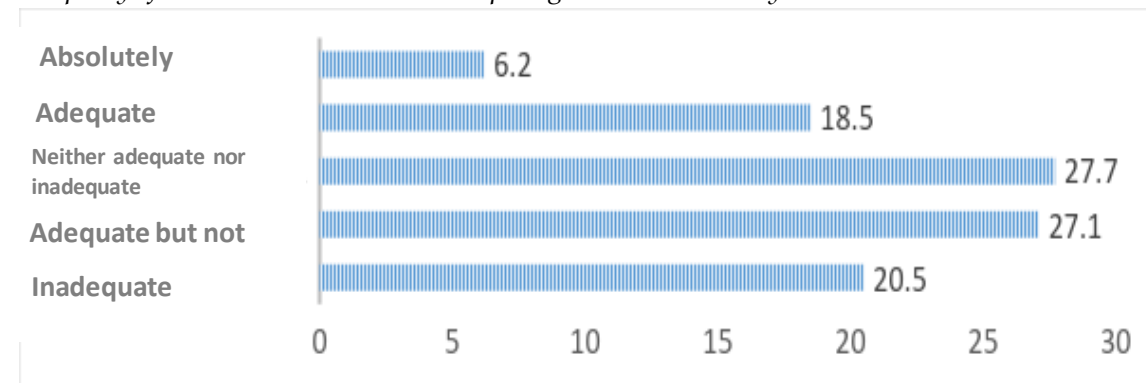
*Competence of Professional and Personal Development Organizations in Konya Province*



In Graph 12, the adequacy of professional and personal development organizations in Konya was asked to young people. As a result, 3.8% think it is absolutely adequate, 18.7% of them consider it is sufficient, 34.8% of them think it is neither adequate nor inadequate, 28.4% of them think it is not adequate and 14.3% of them say it is not adequate at all.

Graph. 13

*Adequacy of Historical and Cultural Trip Organizations in Konya Province*



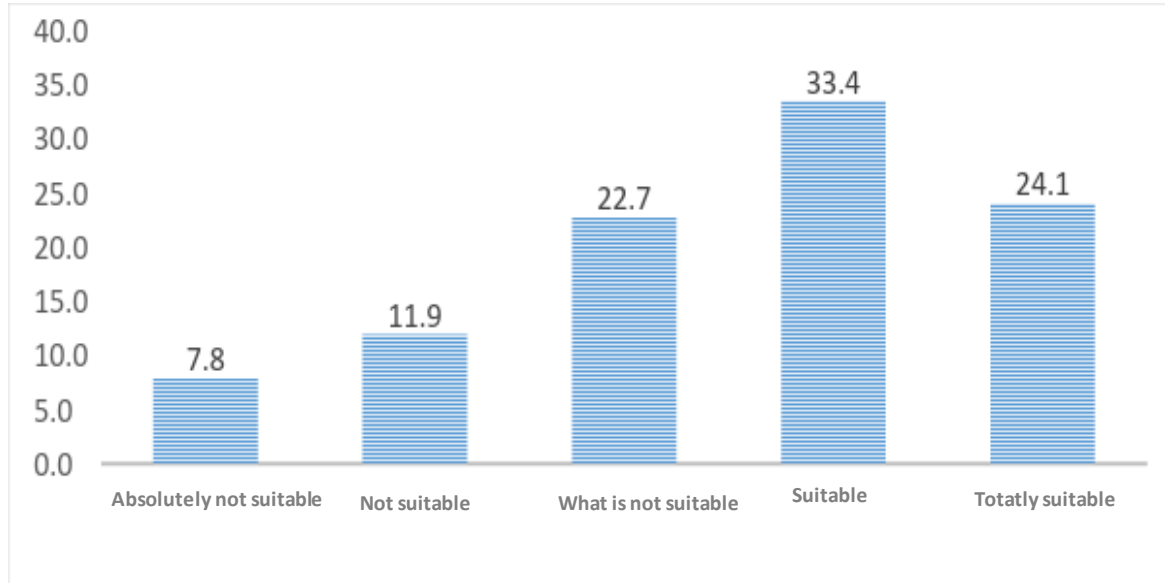
The adequacy of historical and cultural travel organizations in Konya is measured in Graph.13. 6.2% of young people consider that they are absolutely adequate, 18.5% of them consider that adequate, 27.7% of them think they are neither adequate nor inadequate, 27.1% say they are not enough, 20.5% i think not adequate at all.

### *Attitudes and Behaviors*

In order to obtain ideas about the attitudes and behaviors of young people, these statements were asked; "I closely follow developments in domestic and foreign policy, I read a newspaper every day, I buy or not the products and goods that harm the environment, I miss or not the sports events that I'm interested in, I actively engage in a branch of art, I go to the cinema once a month, I go to the theater once a month and I read a book once a month".

Graph. 14

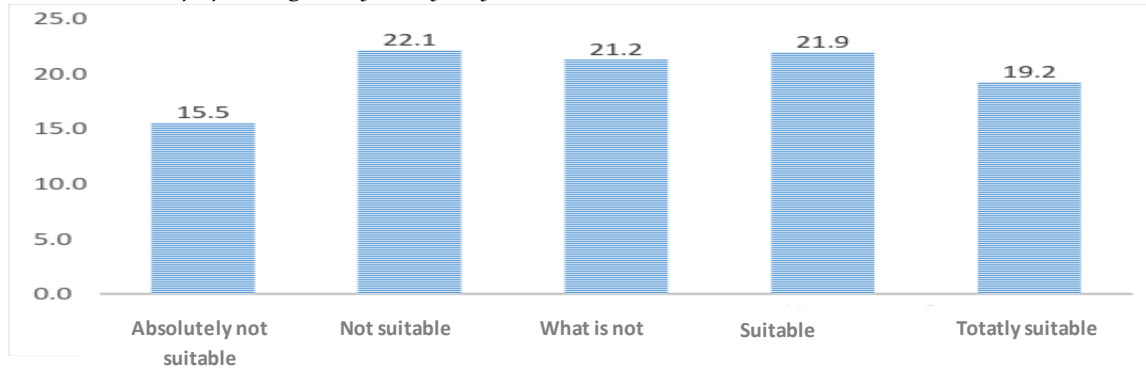
*I Closely Follow Developments in Domestic and Foreign Policy*



Graph. 14 presents the level of relevance of youth to domestic and foreign policy. On top of this, it was observed that 57.5% of the sample group closely followed developments in domestic and foreign policy. I closely follow developments in domestic and foreign policy, 22.7% of young people assess this situation is not suitable or not suitable, 11.9% of them are not very suitable and 7.8% of them consider are not at all appropriate.

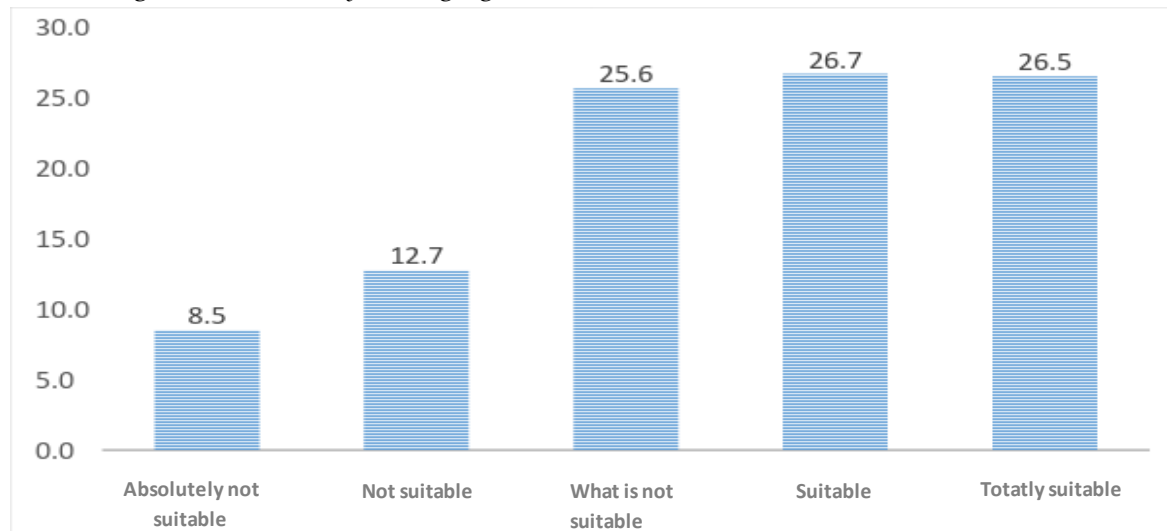
Graph. 15

*I Read a Newspaper Regularly every day*



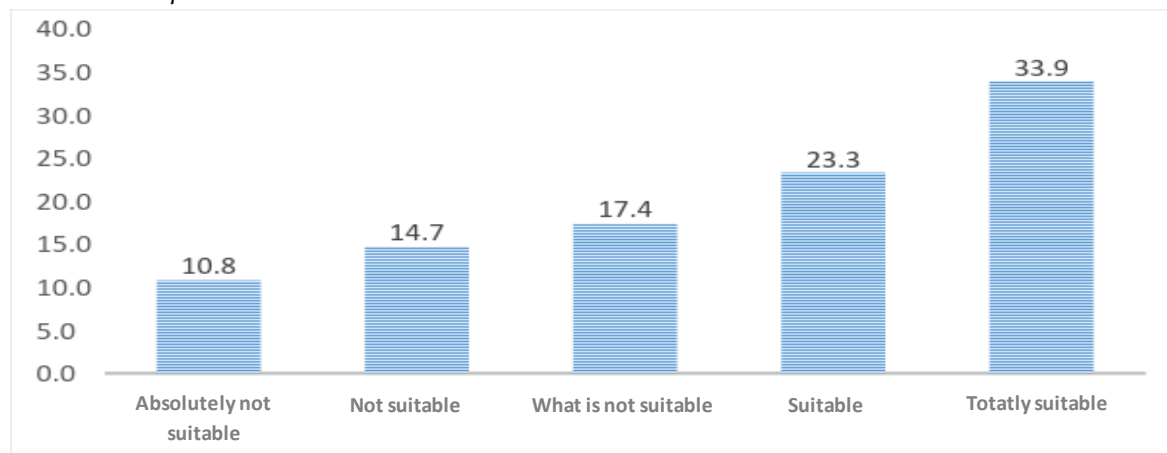
In the Graph. 15, 19.2% of the young people who are the subject of sampling regularly read the newspaper every day, 21.9% of them are appropriate, 21.2% are not suitable, 22.1% are very appropriate 15.5% of the respondents were not suitable at all.

Graph. 16

*Purchasing Environmentally Damaging Products and Goods*

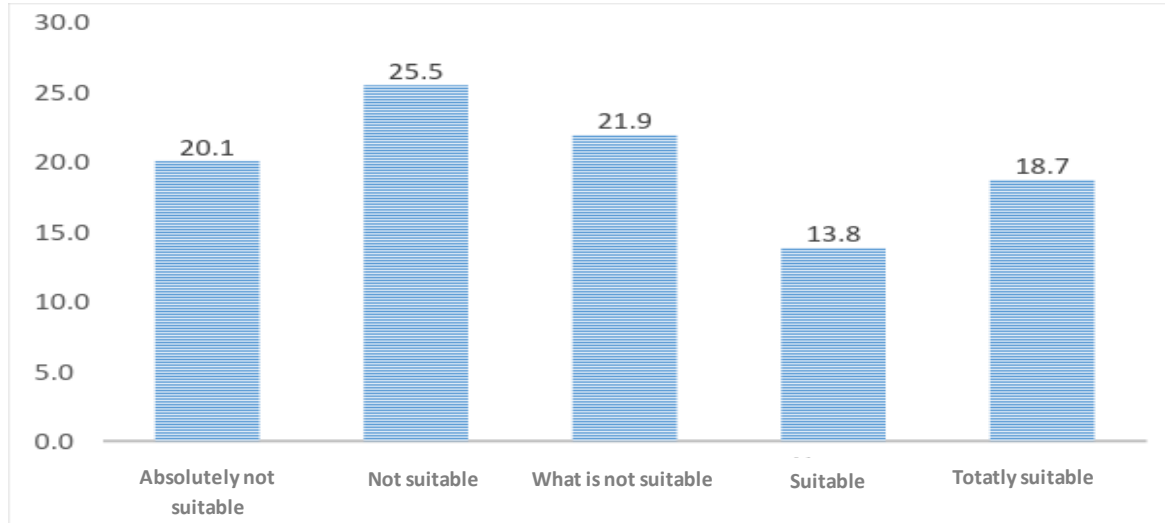
In Graphic 16, 53.2% of the youth stated that they never buy products and goods that harm the environment. While 25.6% answered what is not appropriate or not, 12.7% was not very suitable and 8.5% gave no answer.

Graph. 17

*I never miss sports events I'm interested in*

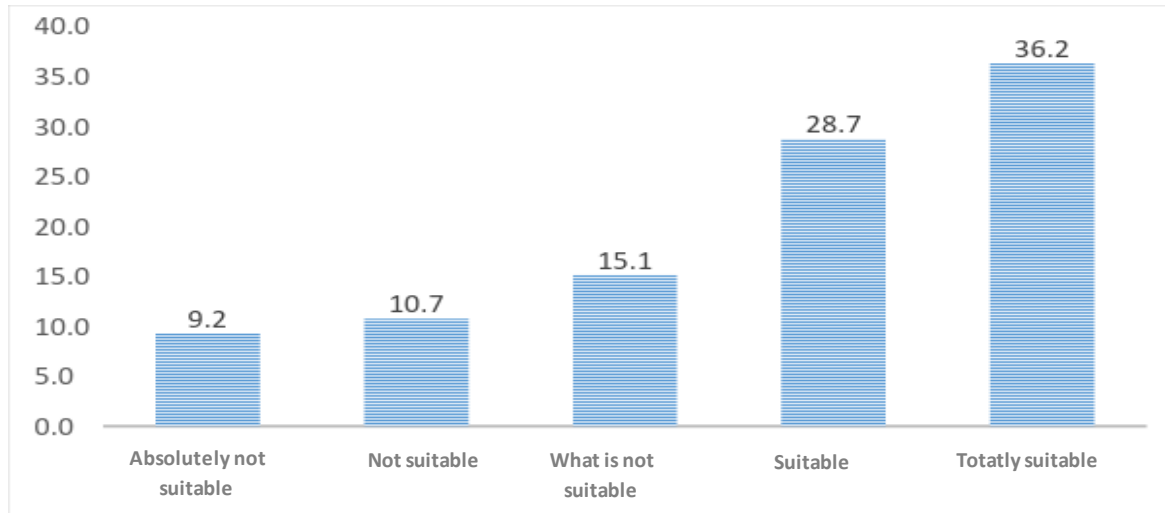
In Graph. 17, 57.2% of the youth answered that I never miss the sports matches that I was interested in. While 17.4% of the youth answered this question, what was not appropriate and 14.7% said it was not very suitable. The rate of those who say it is not suitable is 10.8%.

Graph. 18

*I am Actively Engaged in a Branch of Art*

The participants were asked whether they were actively engaged in a branch of art. In Graph.18, it is observed that a rate of 45.6% is not actively engaged in a branch of art. 21.9% of them answered what is not appropriate or not. The rate of those who actively engage in a branch of art is 32.5%

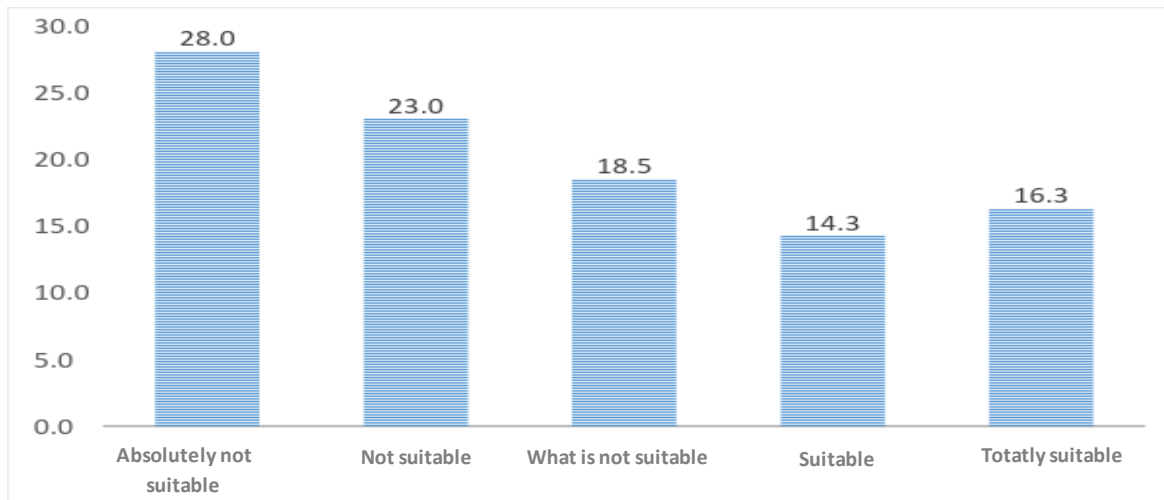
Graph. 19

*I Go to the Cinema Once a Month*

In Graph. 19, 64.9% of the youth stated that they go to the cinema once a month. Young people's interest in cinema is remarkable.

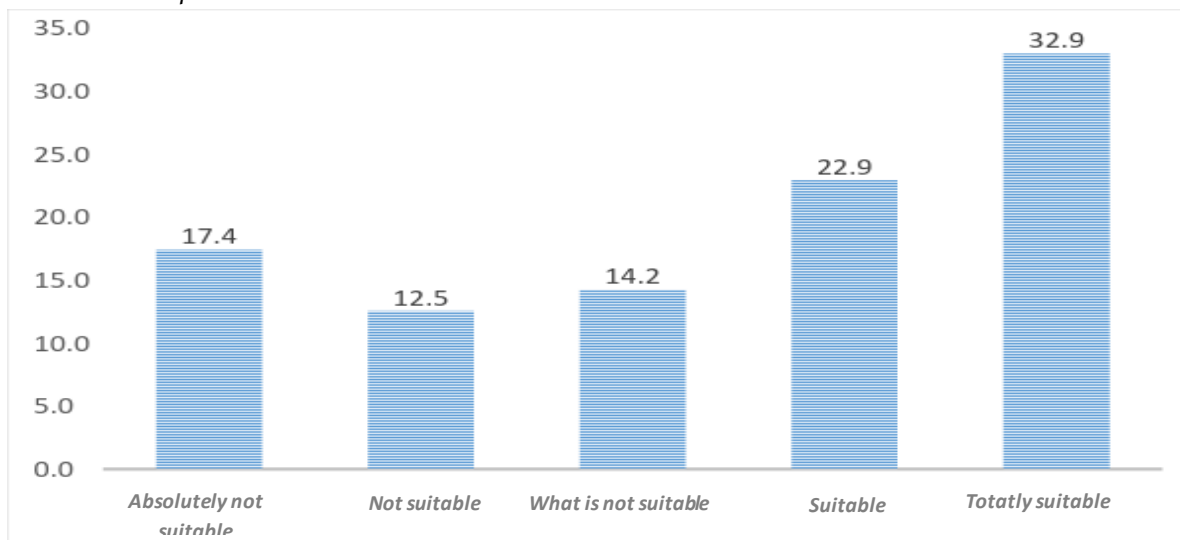


Graph. 20

*I Go to the Theater Once a Month*

In Graphic 20, it is observed that more than 50% of young people do not go to the theater, even once a month. It is seen that interest in cinema is not shown against theater. The rate of those who go to the theater once a month is 30% and the rate of those who go to the cinema once a month is more than 60%.

Graph. 21

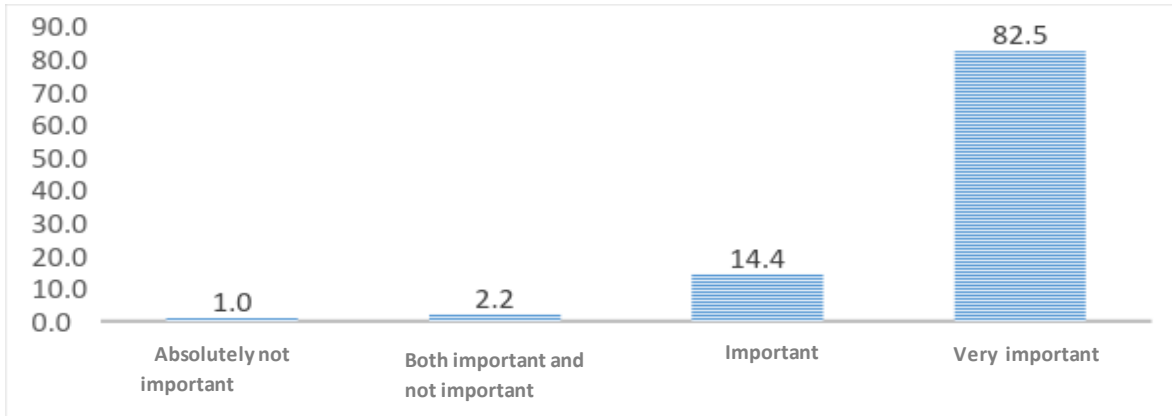
*I Read a Book per month*

Graph. 21 measures the reading habits of young people. 55.8% of the sample stated that they read one book a month. 14, 14.2% young people answered what was not appropriate, 12.5% was not very suitable and 17.4% gave no answer.

### Values

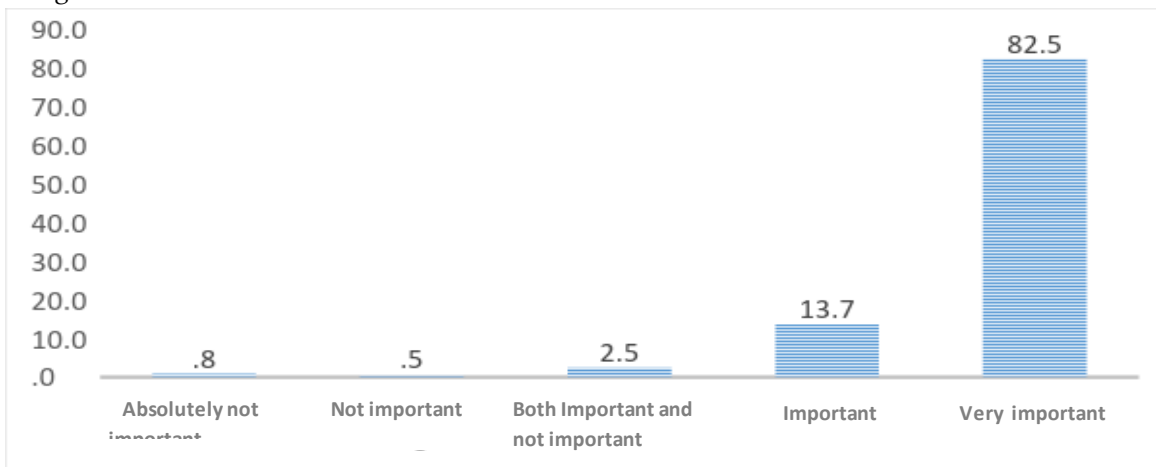
In order to get ideas about the value judgments of young people; questions were asked to the sample group on values such as national values, religious values, traditions and moral values, human rights and democracy, cultural values and historical values.

Graph. 22

*National Values*

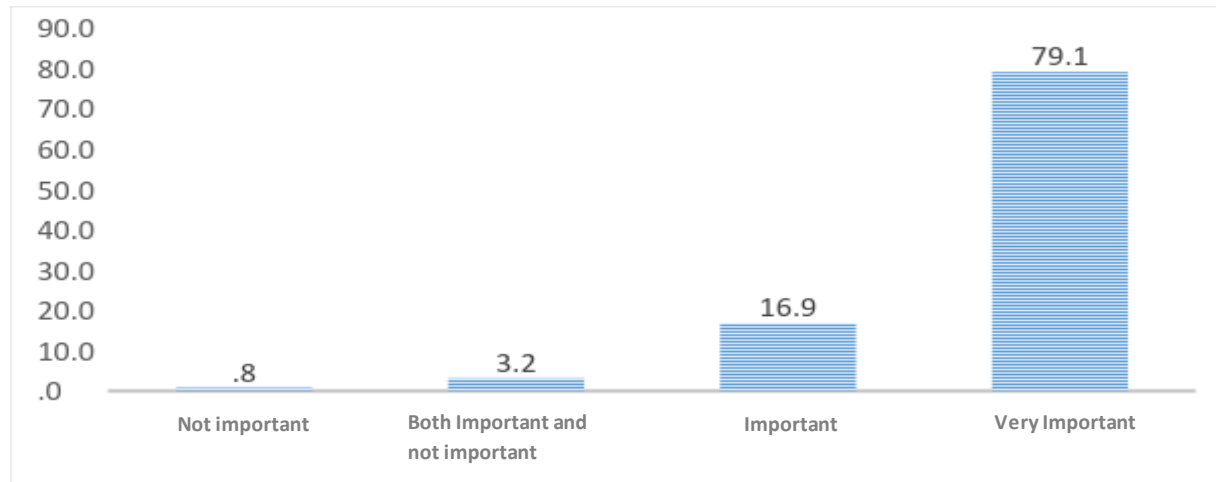
Graph. 22 shows the importance given to the national values of young people. 82.5% of the young people in the sample think that national values are very important and 14.4% think that they are important. 2.2% said it was neither important nor insignificant, while 1% said it was not important.

Graph. 23

*Religious Values*

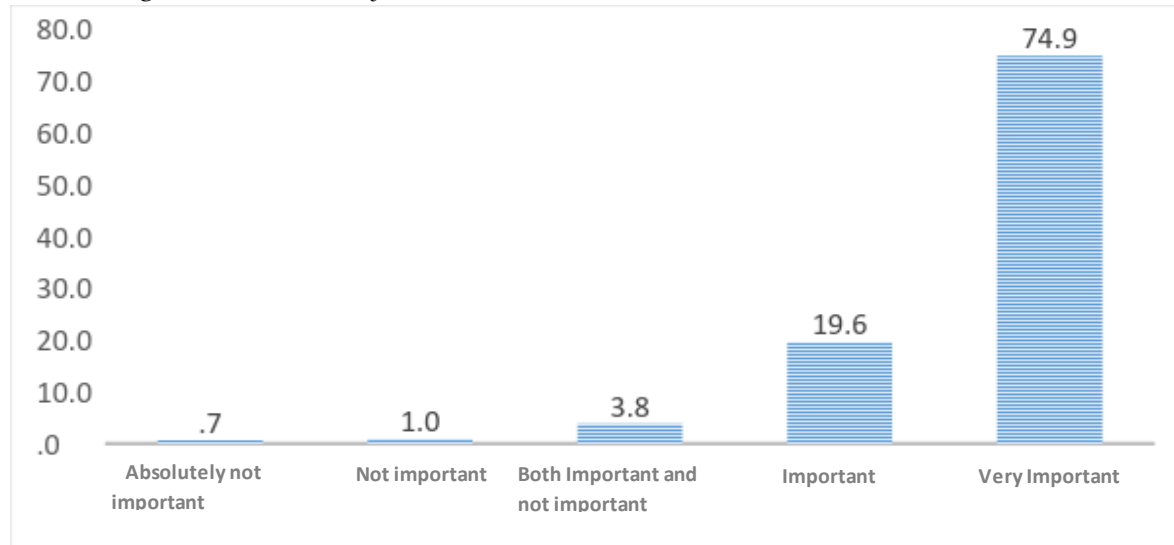
In Graph. 23, the importance given by the youth to religious values was measured. As a result, 82.5% of the youth stated that religious values were very important and 13.7% said that they were important. While 2.5% said it was neither important nor insignificant, 0.5% said it was not very important and 0.8% said it was not important at all.

Graph. 24

*Traditions and Moral Values*

Graph. 24 measures the importance of young people to traditions and moral values. As a result, 79.1% of the youth said that tradition and moral values were very important and 16.9% said that they were important. 3.2% said it was neither important nor insignificant, while 0.8% said it was not important.

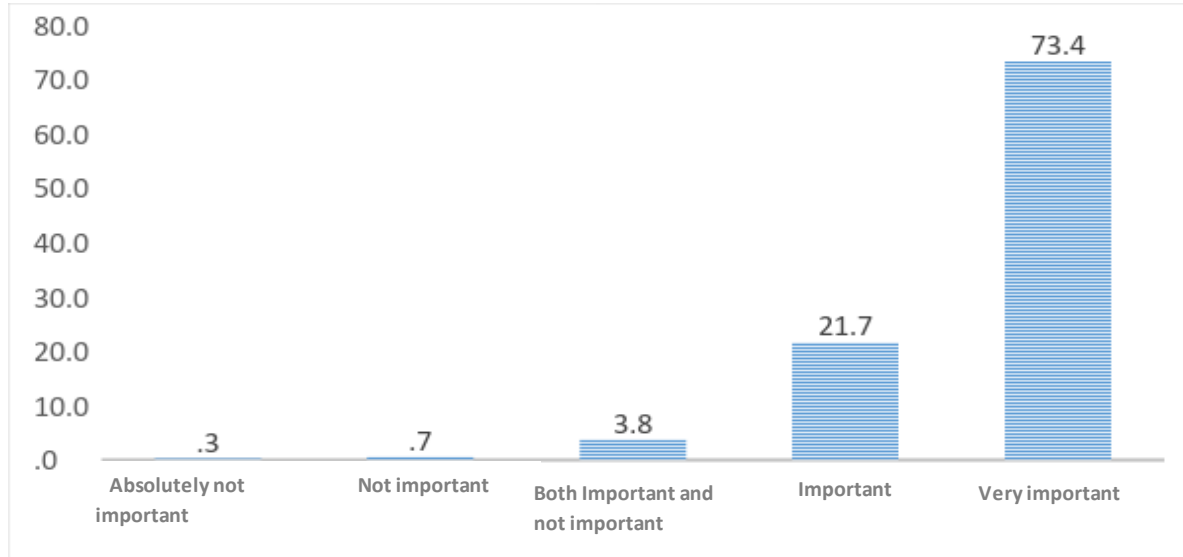
Graph. 25

*Human Rights and Democracy*

$p < 0.05$  a significant relationship

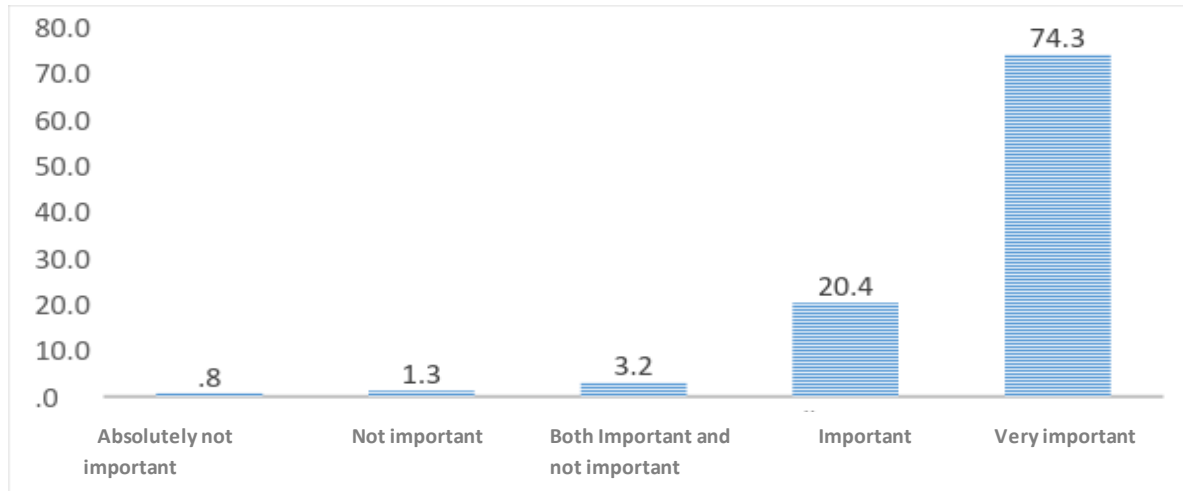
Graph. 25 measures the importance of youth for human rights and democracy. As a result, 74.9% of the youth said that human rights and democracy were very important and 19.6% said it was important. While 3.8% said it was neither important nor insignificant, 1% said it was not very important and 0.7% said it was not important at all.

Graph. 26  
*Cultural values*



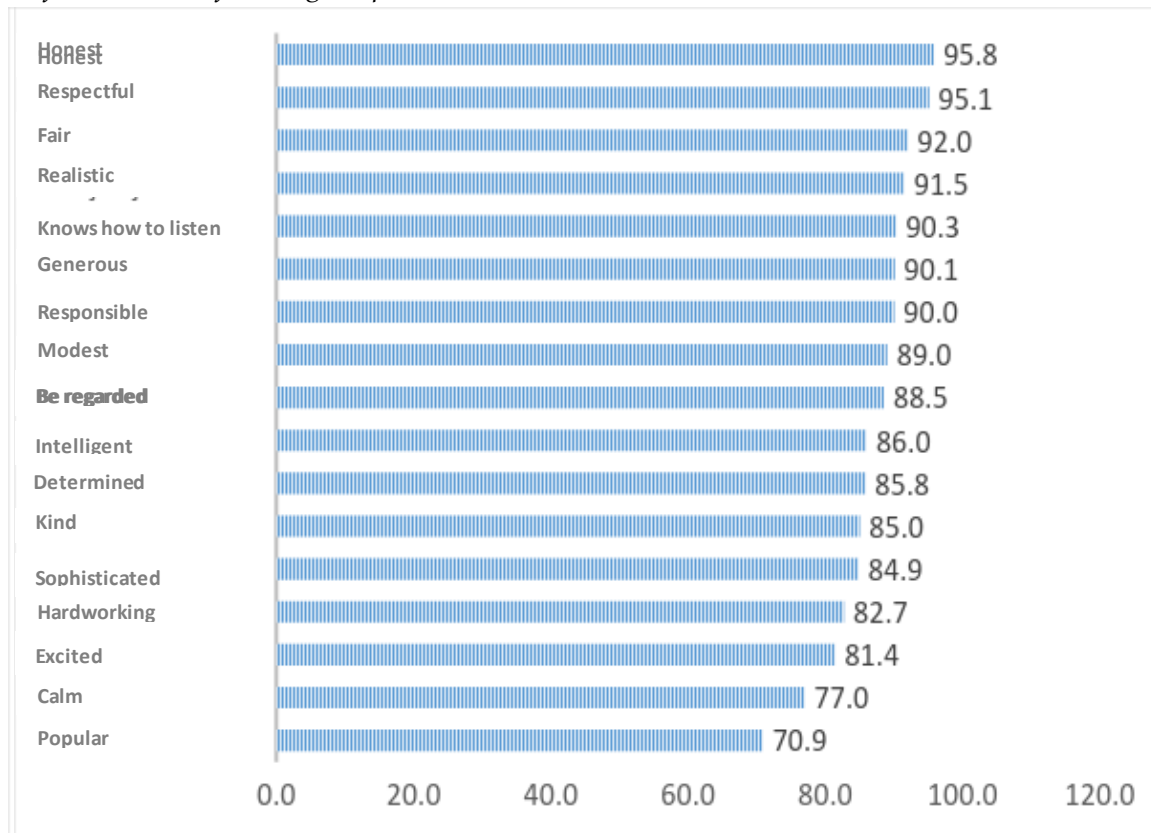
In Graph. 26, the importance given by the youth to cultural values was measured. As a result, 73.4% of the youth stated that cultural values are very important and 21.7% said that they are important. While 3.8% said it was neither important nor insignificant, 0.7% said it was not important, 0.3% said it was not important at all.

Graph. 27  
*Historical Values*



Graph. 26 shows the importance given to the historical values of young people. As a result, 74.3% of the youth said that historical values were very important and 20.4% said that they were important. 3.2% of them are neither important nor insignificant, 1.3% is not very important, 0.8% said it does not matter at all.

Graph. 28

*Self-Evaluation of Young People*

In Graph.28, young people were asked to evaluate themselves. As a result, 95.8% of young people are honest, 95.1% respectful, 92% fair, 91.5% realistic, 90.3% know how to listen, 90.1% are generous, 90% responsible, 89% modest, 88.5% respected, 86% intelligent, 85.8% kind, 85% polite, 84.9% sophisticated , 82.7% are hardworking, 81.4% are excited, 77% are calm and 70.9% are popular.

### THE RESULT OF THE RESEARCH

Apart from physical municipality, social and cultural municipalism of municipalities has gained importance recently and and young people have played important roles. Konya Metropolitan Municipality has established many centers for youth so that they can find social and cultural areas that depend on values. Youth centers are at the most important part of this service and the activities for youth services are based on four main structures in Konya Metropolitan Municipality. These important structures give services on values, vocational education, sports education and science education. In this respect, Konya Metropolitan Municipality has managed to touch the whole of the youth with the youth services it provides.

As a result of the survey conducted in 2014, it was found that young people had positive opinions about many activities. The majority of the participants (88.6%) were

young people between aged 20-25 years. About 30% of young people live in dormitories, others live in a their own house with housemates or with their families. The best person in the family is the mother with a share of over 50%. The attitudes and behaviors of young people with their parents were positively found 70% . Families are highly sensitive in their attitude and behavior towards young people in the family. More than 30% of young people are sensitive to writing petitions about municipal services. The other part does not write petitions about municipal services as there is no opportunity. Nearly 30% of them found social, sporting and cultural sightseeing activities sufficient in Konya, while 30% stated their indecisiveness by giving neither adequate nor inadequate answers. More than 50% stated that they closely follow foreign and domestic policy. More than 50% stated that they are environmentally conscious and do not purchase products and goods that may harm the environment. 35% of the them stated that they were engaged in an active art branch. 65% of young people go to the cinema regularly every month and 30% go to the theater regularly every month. 55% of the them read a book regularly every month. More than 80% of young people attach a great importance to their national, religious, historical, cultural, customs and moral values.

95.8% of young people consider that they are honest, 95.1% respectful, 92% fair, 91.5% realistic, 90.3% know how to listen, 90.1% generous, 90% responsible, 89% modest, 88.5% respected, 86% intelligent, 85.8% determined, 85% polite, 84.9% sophisticated, % 82.7% are hardworking, 81.4% are excited, 77% are calm and 70.9% are popular.

As a result of the research conducted with the youth, the services of Konya Metropolitan Municipality have been effective in terms of youth. The scope of youth related activities should continue and develop within the years.

## REFERENCES

- Bourdieu, P. (1990). *The Logic of Practice*. Cambridge: Polity Press.
- Kızılkaya, A. G. A. ve Karakullukçu, Ö. F. ve Kömürcü, C. (2013). Son 10 yıllık dönemde gençlik politikaları bağlamında yaşanan demokratik evrim süreci. *Gençlik Araştırmaları Dergisi*, 1(1).
- K.B.B. (1980). Konya Büyükşehir Belediyesi, Faaliyet Raporu, Konya.
- K.B.B. (1982). Konya Büyükşehir Belediyesi, Faaliyet Raporu, Konya.
- K.B.B. (1984). Konya Büyükşehir Belediyesi, Faaliyet Raporu, Konya.
- K.B.B. (1991). Konya Büyükşehir Belediyesi, Faaliyet Raporu, Konya.
- K.B.B. (1993). Konya Büyükşehir Belediyesi, Faaliyet Raporu, Konya.
- K.B.B. (1998). Konya Büyükşehir Belediyesi, Faaliyet Raporu, Konya.

- K.B.B. (2000). Konya Büyükşehir Belediyesi, Faaliyet Raporu, Konya.
- K.B.B. (2002). Konya Büyükşehir Belediyesi, Faaliyet Raporu, Konya.
- K.B.B. (2012). Konya Büyükşehir Belediyesi, Faaliyet Raporu, Konya.
- K.B.B. (2013). Konya Büyükşehir Belediyesi, Faaliyet Raporu, Konya.
- K.B.B. (2014). Konya Büyükşehir Belediyesi, Faaliyet Raporu, Konya.
- K.B.B. (2015). Konya Büyükşehir Belediyesi, Faaliyet Raporu, Konya.
- Konya Valiliği. (1988). 1984 Sonrası Konya. Ankara: Dönmez Ofset.
- Konya Valiliği. (1973) Cumhuriyetin 50. Yılında 1973 İl Yıllığı Konya. Konya: Yeni Kitap Basımevi.
- Lee, M. (1998). Public Relations is Public Administration. *Public Manager: The New Bureaucrat*, 27, 49-52.
- L'Etang, J. (2008). Public Relations, Persuasion and Propaganda: Truth, Knowledge, Spirituality and Mystique. In Zeffass, A., Van Ruler, B. & Sriramesh, K. (Eds) *Public Relations Research: European and International Perspectives and Innovations*, Wiesbaden: Verlag fur Sozialwissenschaft, 251-270.
- Mahony, N. ve Hilde C. S. (2016). The Frontier of Participatory Public Engagement. *European Journal of Cultural Studies* 19(6), 583-597.
- Metzger, J. ve Linda S. ve Sebastian L. (2017). The Legitimization of Concern: A Flexible Framework for Investigating the Enactment of Stakeholders in Environmental Planning and Governance Processes.
- Şentuna, M. ve Çelebi, M. (2010). Türkiye'deki gençlik ve spor ile ilgili kamu kurumları ve sivil toplum kuruluşlarının gençlik politikalarının değerlendirilmesi ve bir model örneği. *Sportmetre Beden Eğitimi ve Spor Bilimleri Dergisi*, 8(3), 109-117.